



THE UK'S LARGEST
INDEPENDENT LIFT CONTROL
PANEL MANUFACTURER

2 YEAR GUARANTEE


2 WEEK DELIVERY

LESTERXPRESS LITE HYDRAULIC

Lester Controls is delighted to announce the new LesterXpress Lite Hydraulic controller. With two weeks from order to delivery, the LesterXpress Lite gives all the features that the Almega II controller enjoys – faster!

HYDRAULIC FEATURES

- Up to & including the option for 8 floors
 - APB / down collective / fully collective / non-selective collective options
 - Hydraulic valve options of 48v / 55v / 110v / 185v / 220v, configurable on-site
 - **Hydraulic valve options supported:**
Blain, Algi, GMV, Morris, Leistritz
 - To suit motors of up to 20kw S/D
 - Re-levelling as standard
 - Hand-lowering as extra
 - User-friendly touch screen MMI for parameter adjustment and fault diagnostics
 - 250 Most recent events stored
 - Lester Controls indicator serial connection for TC3, HDI & TFT inbuilt as standard
 - 24v DC wire per floor / binary indicator output options
 - 24v DC car and landing call acceptance
 - Manual doors or signal type VVVF type door interface as standard
 - Fully compatible with Lester Controls AlmegaWin software
 - Bi-stable switch for up test limit operation
 - Single car mounted limit switch for overtravel
 - CEDES dual camera APS for shaft positioning
 - Benedict & Jager contactors
-
- 3 Phase doors and A3 is at an additional cost and an additional week on manufacturing




800mm

600mm (200mm deep)

LESTERXpress LITE TRACTION

Designed and built specifically to address the needs of customers requiring quality but basic lift controllers. Delivered from stock to site within 2 weeks!



TRACTION FEATURES

- Up to & including the option for 8 floors
- APB / down collective / fully collective / non-selective collective options
- Brake / retiring ramp options of 55v / 110v / 185v / 220v configurable on-site
- Invertek Inverter up to 15kw (30amps)
- Speeds up to 1.0 m/s open or closed loop (with encoder card additional extra cost)
- Hand winding as extra
- User-friendly touch screen MMI for parameter adjustment and fault diagnostics
- 250 Most recent events stored
- Lester Controls indicator serial connection for TC3, HDI & TFT inbuilt as standard
- 24v DC wire per floor / binary indicator output options
- 24v DC car and landing call acceptance
- Manual doors or signal type VVVF type door interface as standard
- Fully compatible with Lester Controls AlmegaWin software
- Bi-stable switch for up test limit operation
- Single car mounted limit switch for overtravel
- CEDES dual camera APS for shaft positioning
- Benedict & Jager contactors
- 3 Phase doors and A3 is at an additional cost and an additional week on manufacturing

CEDES ABSOLUTE DUAL CAMERA POSITIONING SYSTEM

Lester Controls have utilised the Cedes APS dual camera/twin CAN facility and applied this to provide a position control system with inbuilt "redundancy". This system means that there is no need to install terminal floor slowing/reset limits.

The two Cedes APS CAN outputs are connected to two separate CAN inputs on the Almega II processor (car CAN and position CAN).


In the unlikely event of a car CAN failure/check error, the Almega II will detect a "slowdown check" error and reduce the lift speed to 0.5m/s, to give a reduced lift operation. This development has been tested and evaluated at the National Lift Tower in Northampton.

OPTION - FULL SERIAL PACKAGE

- Flexibus shaft CAN network, c/w landing push nodes & all leads for landing pushes / indicators
- VIC-SP Board fitted
- Car Flex Junction (Halfway Box)
- Trailing Flexes
- Car + Landing Nodes c/w all leads

LESTERXPRESS LITE SHAFT PACKAGE


CEDES APS Shaft Positioning System



CEDES




Cabeco Proximity Door Zone/Relevel




Bi-Stable Switch/Magnet Set-up Terminal Up/Down Slow & Up Test Limit




Hydraulic Overtravel Limit Direct Acting, Car Top w/ CEDES



Hydraulic Overtravel Limit Indirect Acting on RAM head



MRL Traction Overtravel Limit



LESTERXpress LITE

CAR & LANDING PACKAGE

Fixtures available from stock at additional costs below:

- Surface Mount COP with car load engraving to suit HDI32 indicator
- Floor pushes, door open push, alarm push & keyswitch
- Voice card option
- EN Buzz included on serial node or built-in push
- Car Top Control and Half Way Box available as an option
- Bespoke COPs, LOPs and LIPs available as extra costs
- TFT 35, 43 & 70 indicators available

Surface Mounted COP
5,8 & 11 Button Options




Surface Mount
1 Button 300
LOP c/w
Buzz



Surface Mount
2 Button 300
LOP c/w
Buzz

Surface Mount
HDI32 S/M LIP + Gong



All information is for guidance only, E & OE
©Copyright 2020, Lester Control Systems Ltd,
All rights reserved

Head Office

Unit D 18 Imperial Way
Croydon Surrey CR0 4RR
T: 020 8288 0668 | F: 020 8288 0667

Midlands Office

Units 1-4 Wycliffe Industrial
Park Leicester Road Lutterworth
Leicestershire LE17 4HG
T: 01455 204983 | F: 01455 557780

Glasgow Office

4 Lonmay Place, Panorama Business
Park, Glasgow G33 4ER
T: 0141 771 6171